



PS-1020



Scope of Application

The PS-1020 Unmanaged Industrial PoE Switch is specifically engineered to offer an affordable solution for outdoor surveillance systems. Built to withstand operating temperature from -40°C to 75°C, the industrial PoE switch can operate consistently even in harsh industrial environments. The PS-1020 features intelligent functions like Auto MDI/MDIX, LFS (Link Fault Signalling), LLB (Line Loopback), LEDs, DIP switches etc. to provide easy plug-and-play, continuous monitoring thereby minimizing downtime for mission-critical networks.

Featuring two 10/100/1000Mbps PoE+ copper port, the PS-1020 provides power up to 30W per port to IEEE802.3af/at compliant powered devices such as IP cameras, wireless access points and access control devices. Equipped with one multi-rate 100/1000Mbps SFP port, the industrial PoE switch offers fiber advantages of secure data transmissions over long distances to mission-critical networks and support to transmit VLAN packet (IEEE 802.1Q). PS-1020 provides maximum bandwidth exhibility and extended connectivity for workgroups that are ready to expand and migrate from existing fast Ethernet network to gigabit network.

Features Highlight

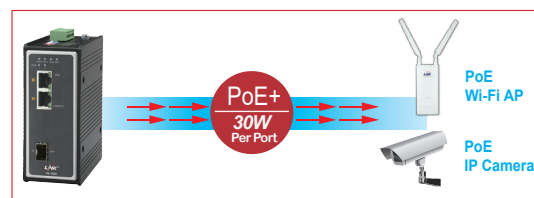
Robust Performance

With an industrial aluminum housing case, IP30, surge and ESD protection, the PS-1020 provides a high level of immunity against electromagnetic interference and heavy electrical surges, thus facilitating easy deployment in demanding environments. In addition, the PS-1020 offers high performance switch architecture with two 10/100/1000Base-T PoE+ port and one 100Base-FX /1000Base-X SFP port to meet the requirements of high-bandwidth access in extreme operating temperatures.



High-Power Budget for PoE Network Devices

The PS-1020 industrial PoE switch is capable of delivering power up to 30W per port to both IEEE802.3af PoE and IEEE802.3at PoE+ compliant powered devices. Thereby, powered devices located in both indoor and remote outdoor locations can be powered without installing additional power outlets or cabling significantly reducing your CAPEX.



Fault-tolerant and User-friendly Monitoring

Network administrators can now easily monitor and troubleshoot issues associated with device functionality and link activity using the advanced features of PS-1020. LFS (Link Fault Signalling) enables you to easily detect optical signal strengths and faulty links on both copper and ber ports. And LLB (Line look back) allows you to remotely isolate and localize network problems, thereby significantly minimizing network downtime. In addition, the LEDs on the device convey essential diagnostic and status information of device power, link activity on ports etc. allowing you to easily monitor without having to get into tight spaces.



Features Highlight

AC Power Adapter (AC to DC) & 6-pin Terminal Block

The PS-1020 is an ideal solution to prevent the failure of single power circuit, in which provides you power redundant options to facilitate the high power PoE+ usage. Either "AC Power Adapter" to convert AC to DC for board operation in an easy and firm installation with hardened connection or "6-pin Terminal Block" which supports primary and secondary power input. Categorized by its compact design, AC Power Adapter can easily fit in smaller infrastructures and is extremely simple to install. Saving you time and space, this adapter can be easily installed next to PS-1020 in surveillance applications that have little space available.

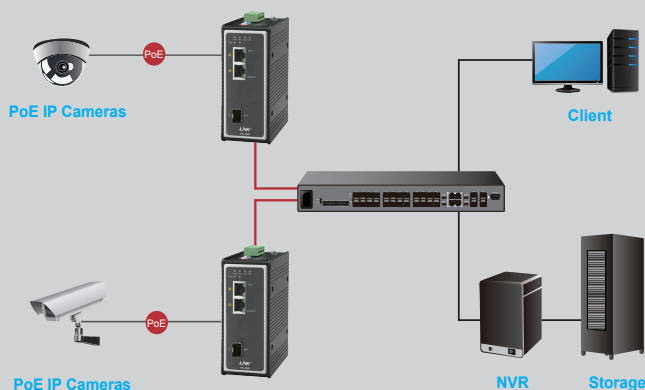




Easy Plug-and-play Operation

Being compact in size, PS-1020 is an easy-to-setup and ready-to-use solution for surveillance systems. Featuring Auto-MDI/MDIX and Auto-negotiation (automatically detect for half duplex and full duplex), the industrial PoE switch automatically detects and configures the best mode of operation over a link. This eliminates the need for user setup or configuration procedure and simplifies installation, once installed these industrial PoE switch operate automatically.


Applications

The PS-1020 combines high-power PoE+, robust performance for surveillance systems in harsh industrial environments. With its compact size, highly reliable and secure features ensure continuous operations in some special requirements for transportation, factory and outdoor places where high vibration degree, shock and wide range temperatures are present.



RJ45	—
1000 Mbps Fiber	—
Power + Data	— PoE

Fiber-Optic Link Capability Enables Extension of Network Deployment



Technical Data

Standards	
IEEE 802.3	10Base-T
IEEE 802.3u	100Base-TX, 100Base-FX
IEEE 802.3ab	1000Base-T
IEEE 802.3z	1000Base-SX/LX
IEEE 802.3x	Flow Control
IEEE 802.3af	PoE
IEEE 802.3at	PoE+
IEEE 802.3az	Energy Efficient Ethernet
Interface	
Ports	2 x 10/100/1000Base-T PoE/PoE+, RJ45 port 1 x 100Base-FX/1000Base-X, SFP port
DIP Switch	FUN: LLB, LFS, FX100 ALM: PWR, RPS, LFS
LED Panel	PWR, RPS, ALM, SFP, PoE, 1000, LNK/ACT
Features	
Performance	Jumbo Frame size: 10KBytes
	MAC table size: 8K
	Switching Capacity: 6Gbps
	Packet buffer: 1Mbit
	Forwarding rate: 4.46Mpps
Management	BER : <1E-12
	Device Monitoring: LFS (Link Fault Signalling)
	Device Management: LLB (Line Loopback)
PoE+	SFP Rate Management: FX100 (100Base-FX)
	IEEE 802.3af/at powered devices
	PoE Power up to 30W for each PoE port
	Auto detect powered devices (PDs)
Remote Power Feeding up to 100m	
Power	
Input Voltage	Primary: 48V to 57V DC
	Redundant: 48V to 57V DC
Power Connection	4-pin DC-Jack (48V DC)(Primary Power Input)
	6-pin Terminal block (Primary/Redundant Input)
Input Polarity Protection	Present
Voltage Drop Alarm	Primary/Redundant Power Input
Alarm Relay	One relay output with current carrying capacity of 1A @ 24V DC
Power Consumption	System: 8W
	PoE Power Budget: 60W
ESD Protection	8KV, 15KV (contact/air)
Surge Protection	6KV

Mechanical and Environment		
Housing		Aluminum (IP30 Protection)
Mounting		DIN-Rail
Operating Temperature		-40°C to 75°C
Storage Temperature		-40°C to 85°C
Operating Humidity		10% to 95% RH (non-condensing)
Storage Humidity		5% to 95% RH (non-condensing)
Weight		460g
Dimension (WxHxD)		50 x 120 x 100 mm
Certications		
Safety		UL/IEC/EN 60950
FCC		Part 15 Subpart B Class A
CE	EMI	EN 55011
		EN 55022
	EMS	EN 55024
		EN 61000-6-2
		EN 61000-4-2 (ESD)
		EN 61000-4-3 (RS)
		EN 61000-4-4 (EFT)
		EN 61000-4-5 (Surge)
		EN 61000-4-6 (CS)
		EN 61000-4-8 (PFMF)
Shock		IEC 60068-2-27
Freefall		IEC 60068-2-32
Vibration		IEC 60068-2-6
Battery-powered		UL/IEC/EN 60950-1
Ordering Information		
PS-1020		2-Port Industrial GIGABIT PoE SWITCH 2 GE (PoE) + 1 SFP (GE)
Power Adapter (Included)		90W, 48V, Industrial Grade AC Power Adapter (-30°C to 60°C for 220V AC input) (P/N: PS-9001)

Note :

* The SFP communication distance upon the request (support 550m to 120km).

* Specifications subject to change without notice.

Drawing

